

Scaled data based on original data using  
LM-79-08 Approved Method: Electrical and Photometric Measurements of Solid-  
State Lighting Products

Test Report Prepared for  
Cooper Lighting Solutions  
(formerly Eaton)

Brand: McGRAW-EDISON

Report Number: P200309

Luminaire Tested: **GWC-AF-01-LED-E1-SL4-7050-800**

Issue Date: 3/3/2020

**Test Information**

Test Method: LM-79-08  
Report Number: P200309  
TEST IS SCALED FROM IESNA LM-79-08 TEST DATA (P24294)  
Test Lab: INNOVATION CENTER P2  
Issue Date: 3/3/2020  
Manufacturer: COOPER LIGHTING SOLUTIONS (FORMERLY EATON)  
Product Line: MCGRAW-EDISON  
Catalog Number: GWC-AF-01-LED-E1-SL4-7050-800  
Description: GALLEON WALL LUMINAIRE  
(1) 70 CRI, 5000K, 800mA LIGHTSQUARE WITH 16 LEDS EACH AND TYPE IV SPILL  
LIGHT ELIMINATOR OPTICS  
Light Source: -  
Ballast/Driver: ELECTRONIC DRIVER

**Summary**

Lumens per Lamp: N/A  
Luminaire Lumens: 4880 lumens  
Efficiency: N/A  
Efficacy: 110.9 lumens/watt  
Luminous Opening: Rectangular (W 0.5' x L: 0.5' x H: 0')  
IES Classification: Type IV - Short - Semi-Cutoff  
BUG Rating: B1 - U0 - G2

Input Watts (W): 44  
Input Voltage (V): NR  
Input Current (Ain): NR  
Voltage Rise (V): NR  
Power Factor: NR  
Total Harmonic Distortion (THDi): NR  
Frequency (hertz): 60  
Stabilization Time: NR  
Operation Time: NR  
Ambient Temperature (°C): NR  
Test Distance: 25 FT

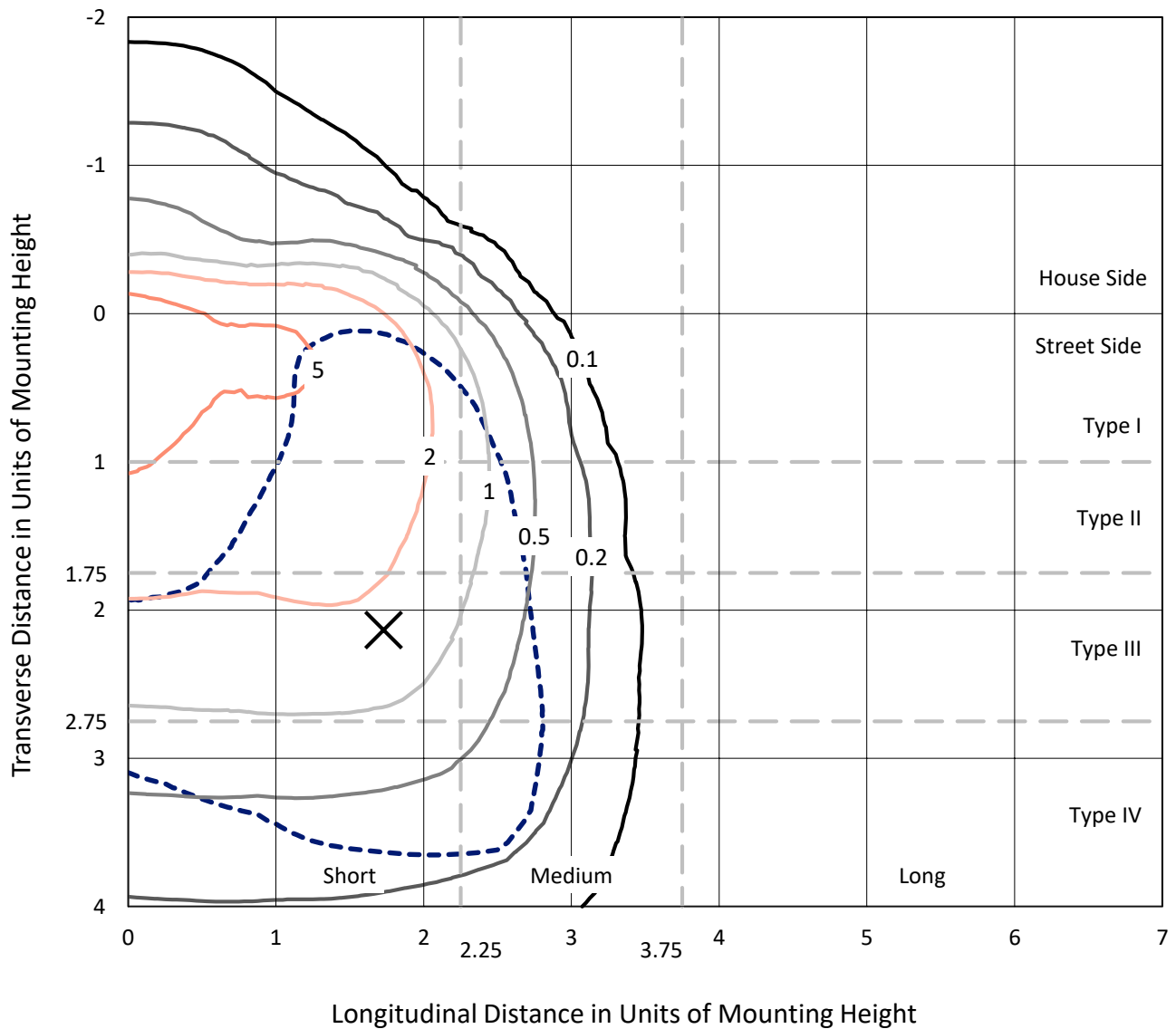


REPORT NUMBER: P200309

CATALOG NUMBER: GWC-AF-01-LED-E1-SL4-7050-800

### Iso-Footcandle Lines of Horizontal Illumination

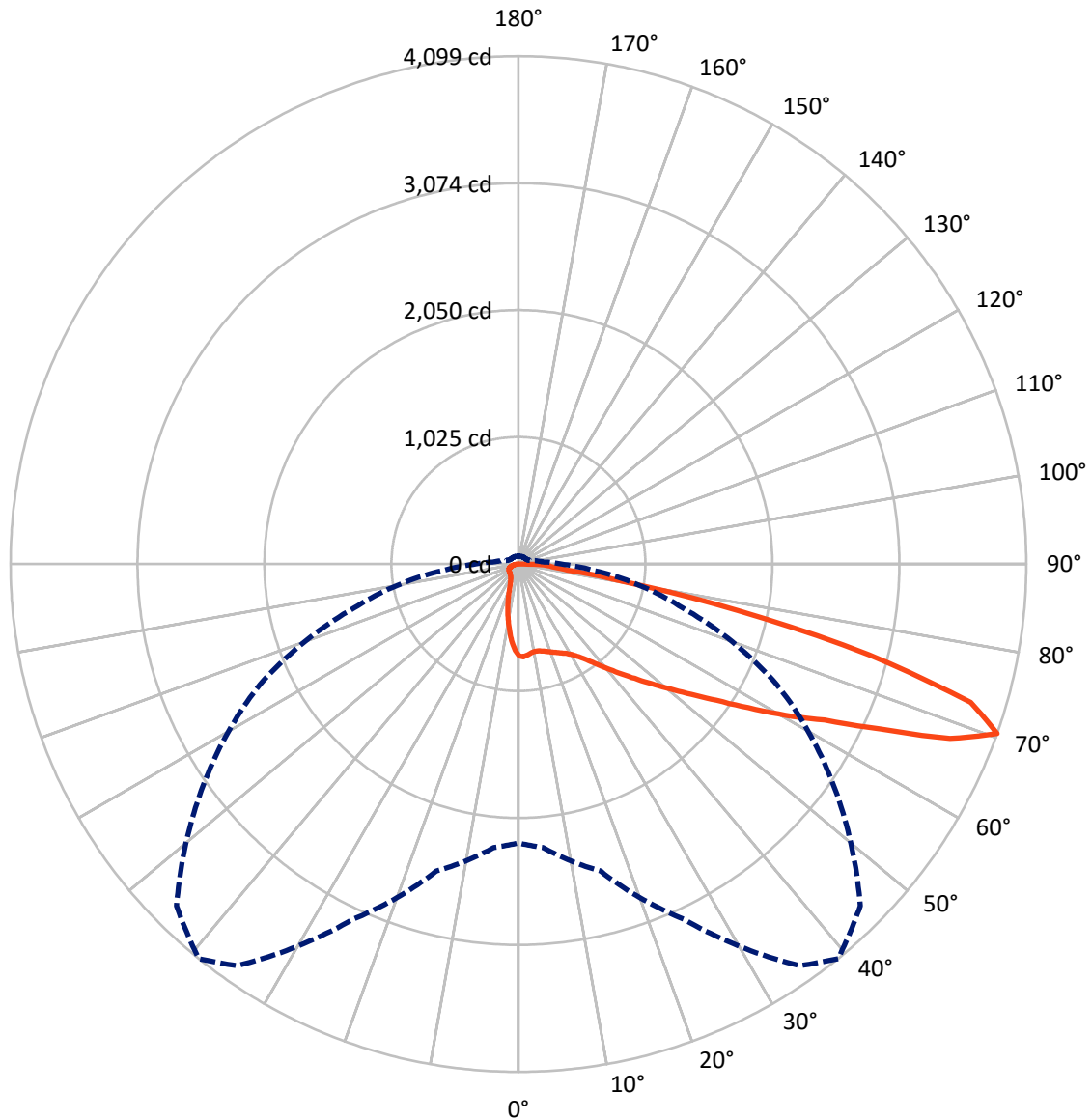
× Max cd  
 - - - 1/2 Max cd



Based on 10 foot mounting height. Maximum calculated value = 7.4 fc  
 Type IV - Short - Semi-Cutoff

REPORT NUMBER: P200309  
CATALOG NUMBER: GWC-AF-01-LED-E1-SL4-7050-800

### Luminous Intensity Polar Plot



— Vertical Plane Through 39-Deg Lateral    - - - Horizontal Cone Through 70-Deg Vertical

REPORT NUMBER: P200309

CATALOG NUMBER: GWC-AF-01-LED-E1-SL4-7050-800

**FLUX DISTRIBUTION:**

		Downward	Upward	Total
<b>House Side</b>	Lumens	555.0	0.0	555.0
	% Fixture	11.4	0.0	11.4
<b>Street Side</b>	Lumens	4325.0	0.0	4325.0
	% Fixture	88.6	0.0	88.6
<b>Total</b>	Lumens	4880.0	0.0	4880.0
	% Fixture	100.0	0.0	100.0

**Coefficient of Utilization**

**ZONAL LUMENS:**

Zone	Lumens	% Fixture
0°-10°	63.6	1.3
10°-20°	158.9	3.3
20°-30°	247.5	5.1
30°-40°	385.5	7.9
40°-50°	647.2	13.3
50°-60°	1028.1	21.1
60°-70°	1371.3	28.1
70°-80°	828.1	17.0
80°-90°	149.9	3.1
90°-100°	0.0	0.0
100°-110°	0.0	0.0
110°-120°	0.0	0.0
120°-130°	0.0	0.0
130°-140°	0.0	0.0
140°-150°	0.0	0.0
150°-160°	0.0	0.0
160°-170°	0.0	0.0
170°-180°	0.0	0.0
0°-90°	4880.0	100.0
0°-180°	4880.0	100.0



REPORT NUMBER: P200309

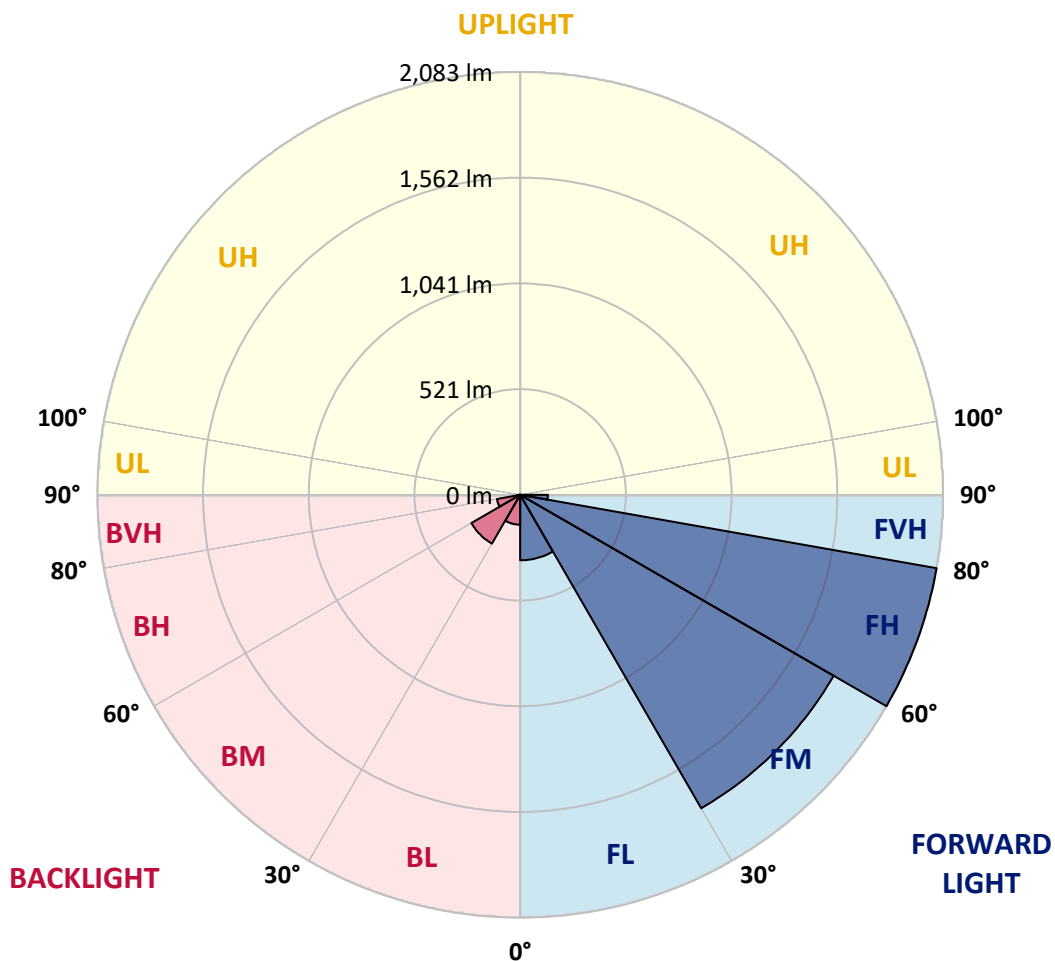
CATALOG NUMBER: GWC-AF-01-LED-E1-SL4-7050-800

**LUMINAIRE CLASSIFICATION SYSTEM LUMEN TABLE AND BUG RATING:**

Zone		Lumens	% Fixture	Zone Rating/Lumen Limit		
				B	U	G
FL	(0°-30°)	322.7	6.6			
FM	(30°-60°)	1783.0	36.5			
FH	(60°-80°)	2082.9	42.7			G2/5000
FVH	(80°-90°)	136.4	2.8			G2/225
BL	(0°-30°)	147.2	3.0	B1/500		
BM	(30°-60°)	277.8	5.7	B1/1000		
BH	(60°-80°)	116.5	2.4	B1/500		G1/500
BVH	(80°-90°)	13.5	0.3			G1/100
UL	(90°-100°)	0.0	0.0		U0/0	
UH	(100°-180°)	0.0	0.0		U0/0	

**BUG Rating: B1-U0-G2**

Type IV Short





REPORT NUMBER: P200309

CATALOG NUMBER: GWC-AF-01-LED-E1-SL4-7050-800

**CANDELA DISTRIBUTION (FULL):**

	0°	5°	15°	25°	35°	39°	45°	55°	65°	75°	85°
0°	740.9	740.9	740.9	740.9	740.9	740.9	740.9	740.9	740.9	740.9	740.9
2.5°	755.3	755.0	753.0	751.5	750.3	749.8	750.8	747.1	743.8	739.9	735.6
5°	749.5	749.3	746.1	743.1	740.1	739.1	738.9	732.2	728.2	722.3	714.3
7.5°	743.3	742.1	737.9	732.9	727.7	725.2	722.7	714.1	709.6	703.6	694.5
10°	736.9	735.4	731.4	726.5	721.5	717.8	713.6	705.1	700.4	696.0	685.3
12.5°	730.2	729.0	728.0	725.7	722.3	719.0	715.8	708.6	703.6	698.4	686.0
15°	729.2	728.7	730.9	732.4	730.4	728.5	725.0	718.8	713.6	708.4	692.2
17.5°	737.1	736.9	742.6	746.6	745.6	742.1	737.4	730.4	726.2	721.8	701.7
20°	754.5	755.7	762.7	767.9	762.9	758.0	750.3	740.6	738.4	736.4	711.3
22.5°	787.3	788.5	793.5	795.4	782.5	775.3	764.7	752.3	750.8	752.3	723.0
25°	838.4	837.1	836.4	828.9	805.4	794.2	780.6	767.7	768.4	775.1	739.4
27.5°	906.1	899.4	889.0	866.7	829.2	816.8	800.2	788.2	793.0	805.9	763.9
30°	976.3	968.9	944.8	908.3	860.4	846.8	828.2	814.8	827.2	847.5	796.7
32.5°	1041.3	1040.3	1005.1	958.2	903.6	891.7	873.1	858.0	878.1	909.1	845.8
35°	1112.3	1114.5	1072.3	1016.0	961.9	949.5	936.1	924.7	951.5	994.2	917.0
37.5°	1188.2	1192.7	1142.8	1079.3	1028.4	1023.2	1015.3	1010.3	1051.7	1110.8	1016.5
40°	1289.7	1285.2	1216.0	1150.7	1110.0	1109.8	1107.3	1113.3	1182.2	1263.1	1144.3
42.5°	1398.4	1385.2	1293.7	1227.4	1199.6	1208.1	1213.0	1237.3	1339.3	1448.2	1300.1
45°	1515.5	1485.9	1374.3	1308.5	1299.1	1317.0	1333.8	1386.7	1524.1	1658.9	1470.8
47.5°	1609.0	1580.5	1457.7	1393.6	1414.2	1441.3	1473.8	1557.4	1731.1	1876.5	1639.3
50°	1682.7	1664.1	1541.8	1492.9	1541.0	1582.7	1635.8	1750.7	1946.4	2088.4	1795.3
52.5°	1754.1	1740.3	1626.6	1594.6	1689.9	1747.4	1819.6	1958.1	2167.3	2296.8	1926.6
55°	1818.7	1808.7	1717.9	1721.4	1865.1	1940.0	2030.8	2194.3	2407.9	2482.6	2037.7
57.5°	1891.4	1878.7	1822.1	1880.4	2090.1	2187.3	2305.4	2459.8	2633.7	2647.8	2122.3
60°	1964.5	1953.6	1937.7	2064.0	2375.9	2478.1	2590.0	2717.1	2862.7	2776.1	2117.4
62.5°	2028.1	2029.3	2057.3	2256.8	2655.8	2774.1	2910.6	3036.1	3069.9	2798.4	1960.8
65°	2135.7	2155.3	2239.0	2529.7	3049.8	3208.1	3375.6	3355.5	3127.2	2589.8	1625.1
67.5°	2263.8	2298.3	2467.7	2893.5	3547.7	3757.9	3822.6	3427.7	2897.7	2105.2	1158.4
70°	2250.9	2298.3	2566.5	3164.7	3958.1	4099.0	3902.5	3102.1	2301.0	1375.3	615.3
72.5°	1998.8	2066.5	2365.2	3040.4	3828.8	3816.4	3388.0	2312.6	1367.1	552.3	240.4
75°	1523.4	1591.9	1848.9	2402.0	3026.2	2922.0	2403.9	1277.5	518.8	219.3	151.6
77.5°	876.3	929.4	1127.9	1473.0	1919.9	1812.9	1338.1	568.2	252.6	152.8	118.3
80°	489.3	518.8	639.4	747.3	940.8	862.4	598.7	353.1	188.6	110.9	91.3
82.5°	386.8	413.1	517.1	471.4	429.7	396.5	343.9	314.4	150.6	70.0	54.6
85°	337.9	363.0	437.7	371.2	293.5	269.2	279.4	309.4	117.1	42.2	46.6
87.5°	313.1	346.6	390.0	286.1	228.5	202.5	257.8	339.2	37.7	26.3	18.9
90°	0.0	0.0	0.0	0.0	0.0	0.0	0.0	0.0	0.0	0.0	0.0



REPORT NUMBER: P200309

CATALOG NUMBER: GWC-AF-01-LED-E1-SL4-7050-800

**CANDELA DISTRIBUTION (continued):**

	90°	95°	105°	115°	125°	135°	145°	155°	165°	175°	180°
0°	740.9	740.9	740.9	740.9	740.9	740.9	740.9	740.9	740.9	740.9	740.9
2.5°	731.9	728.0	721.5	715.8	706.9	702.2	696.9	693.2	690.2	687.8	691.7
5°	709.3	701.9	688.3	673.6	656.3	642.6	631.2	620.5	613.1	608.1	611.6
7.5°	688.0	675.9	654.5	628.0	598.2	572.9	552.0	533.7	521.0	512.8	516.1
10°	675.9	660.7	627.7	586.0	542.1	502.7	469.9	441.6	422.0	410.9	412.6
12.5°	672.9	653.3	607.6	550.3	490.3	435.4	389.3	350.1	322.5	308.2	308.7
15°	675.1	650.1	588.8	516.1	440.1	370.9	313.4	265.7	233.7	217.3	217.1
17.5°	678.8	647.6	568.9	479.1	389.3	308.9	244.6	198.0	169.7	156.6	155.6
20°	682.8	643.6	546.6	439.2	336.4	251.3	191.5	155.1	137.2	130.0	129.5
22.5°	688.5	640.1	523.5	397.0	284.6	204.7	157.6	133.0	123.6	119.8	119.3
25°	697.7	638.4	499.0	353.1	237.9	171.2	137.2	122.1	116.6	114.1	113.9
27.5°	713.1	640.9	475.9	310.4	200.0	148.6	125.8	116.6	112.6	110.4	110.2
30°	732.9	648.6	451.6	269.9	170.5	133.2	118.8	112.9	109.7	107.4	107.4
32.5°	765.9	661.5	426.0	235.0	149.4	122.6	113.6	109.7	106.9	105.2	105.0
35°	814.5	685.8	402.2	205.9	134.2	114.9	109.2	106.2	104.2	103.2	103.2
37.5°	885.3	724.2	381.1	185.1	125.0	109.7	105.0	102.7	101.5	101.5	101.5
40°	980.3	777.3	364.0	171.2	119.8	105.9	101.7	100.0	99.2	99.5	99.5
42.5°	1097.6	846.3	352.6	161.5	117.4	103.7	99.5	98.0	97.3	97.0	97.3
45°	1231.4	924.7	351.3	154.3	114.9	102.2	98.0	96.5	95.0	94.0	94.0
47.5°	1361.4	1004.4	361.5	151.8	112.1	100.5	96.8	95.3	93.0	90.8	90.8
50°	1476.3	1072.1	375.1	152.8	111.2	98.0	94.8	94.0	90.6	88.1	87.8
52.5°	1567.6	1124.2	386.3	155.8	112.1	96.3	92.3	92.5	88.8	86.1	85.8
55°	1640.8	1158.4	383.3	158.8	114.4	95.3	90.1	90.6	87.6	84.9	84.9
57.5°	1672.8	1145.8	350.3	156.3	116.1	95.5	88.3	90.3	87.8	85.4	85.4
60°	1604.0	1033.4	288.6	145.4	113.9	94.8	87.6	91.3	91.1	88.6	88.3
62.5°	1396.1	832.2	223.8	129.3	106.2	91.1	85.6	91.1	93.8	93.0	92.8
65°	1076.1	592.7	170.9	111.9	95.8	84.9	80.4	85.4	89.1	90.1	89.8
67.5°	698.4	363.2	131.7	95.5	84.1	77.7	73.7	75.9	76.7	76.7	76.2
70°	343.4	195.5	105.0	80.4	72.2	70.0	67.7	66.5	65.3	64.3	64.3
72.5°	169.5	127.8	86.3	68.0	62.3	61.3	60.8	59.3	58.3	57.1	56.6
75°	125.3	104.0	73.4	57.3	53.6	52.6	53.6	52.4	52.1	51.1	50.6
77.5°	103.0	88.6	63.3	49.1	45.9	44.2	45.7	45.9	46.1	44.7	44.2
80°	83.6	74.9	52.8	40.7	37.7	36.5	37.5	39.4	39.9	37.7	36.7
82.5°	60.3	61.3	42.7	31.8	29.3	28.3	30.3	32.8	33.2	30.0	29.3
85°	50.6	51.1	32.8	22.6	20.1	18.6	21.8	24.3	26.1	22.8	22.1
87.5°	21.1	30.0	18.9	12.7	11.2	9.7	11.7	12.9	15.6	14.4	14.1
90°	0.0	0.0	0.0	0.0	0.0	0.0	0.0	0.0	0.0	0.0	0.0

(END OF REPORT)